



Energy-Efficient Vinyl Replacement Windows

by MI Windows and Doors



Elegance, strength, and performance for your replacement project.

About Us

SINCE 1977, WindowRama has established a reputation as the Northeast's leading window and sliding glass door supplier for homeowners and professionals.

The goal of our team is to efficiently manage your project from beginning to end. You'll be surprised at our reasonable prices and how quickly we can transform your home using beautiful new windows and doors manufactured by MI Windows and Doors. Our products feature options and styles to complement the exterior and interior decor of your home.

We have a reputation built on a solid foundation of quality products, fast delivery, product expertise, competitive prices, and a dedication to service. Learn more at www.windowrama.com.



RELENTLESSLY TESTED



Leading the Way

Thoroughly tested so nothing is left to chance

State-of-the art facilities are used to test our products, helping to ensure they meet, and often exceed, industry standards. In fact, the test wall for our products is one of the most extensive in the industry, allowing for comprehensive tests where rapid analysis and refinements can be made to develop industry-leading products.

Our products undergo tests that go beyond what's required for American Architectural Manufacturers Association (AAMA) and National Fenestration Rating Council (NFRC) certifications, including sealant, vinyl impact, cold-weather performance, and more. The result is a superior product that you will enjoy for years to come.



STRUCTURAL
INTEGRITY



FORCED ENTRY
RESISTANCE



CORNER WELD
STRENGTH



WATER
INFILTRATION



AIR
INFILTRATION



DEGLAZING
RESISTANCE



Comparing Your Options

Good, better, and best options make for clear choices

Our easy-to-understand replacement window program is anchored by our three double-hung windows with options for enhanced performance and style, creating a true “Good, Better, Best” platform. Utilizing the same stylish profile with optional upgrades, we are able to offer a wide variety of enhancements and options to suit all of your replacement window needs.

1555 DOUBLE-HUNG

Our **Good** option is an efficient, affordable baseline product that doesn't sacrifice quality for cost.



1650 DOUBLE-HUNG

Our **Better** option meets ENERGY STAR requirements in North and North-Central zones with no upgrades.



1650 EXTREME DOUBLE-HUNG

Our **Best** option meets ENERGY STAR requirements in all ENERGY STAR zones with no upgrades.



* Shown with optional foam-enhanced mainframe



	1555	1650	1650 EXTREME
CONSTRUCTION	Welded vinyl multi-chamber mainframe	■	■
	Foam-enhanced mainframe	□	□
	Dual weatherstripping	■	■
	Surface-mounted lock	■	
	Mortise recessed lock		■
	True-sloped sill	■	■
	Latching extruded half screen	□	■
	Clarity™ mesh screen		■
	Reinforcement at interlocking meeting rail	■	■
	Balance channel covers		■
GLASS	Inverted-coil balance with detent clip	■	■
	Integral Fin and J-Channel	□	□
	Triple-pane insulating glass		■
	Dual-pane insulating glass	■	■
	Warm-edge spacer system	■	■
	Low-E glass	■	■
	Argon gas enhancement	■	■
	White or almond extruded color	■	■
	Woodgrain laminated interior		□
	Bronze laminated exterior		□
WARRANTY	Limited lifetime customer assurance	■	■
	Lifetime glass breakage	□	■
ENERGY*	U-value	0.29	0.27
	Solar heat gain coefficient (SHGC)	0.29	0.28
	Visible transmittance	0.51	0.51

* Performance based on 30/50 with standard glass package, no grids



The **warm-edge spacer system** improves the seal performance of our insulated glass units.



Argon is an invisible gas injected into a glass unit to increase its insulating performance.



A **Low-E** coating is applied to the glass to reflect sunlight away from the home.



Triple-pane glass is available to help achieve unbeatable insulating power.



Insulating foam is injected into the mainframe to enhance thermal and structural performance.



Eight distinctive colors allow you to customize and enhance the curb appeal of your home.



Our **Lifetime Glass Breakage** warranty covers you for as long as you own your home.



Our **Limited Lifetime Customer Assurance** warranty is offered on all products so you can trust

your decision and know that we value your business.





Complementary Windows

We offer a complete series to accompany any of our double-hung options. In addition to the popular double-hung configuration, our replacement series consists of a double-slider, casement, awning, basement, picture, architectural shape, and bay and bow windows as well as a sliding-glass door. All of these products feature welded, multi-chambered vinyl frame and sash for superior strength and energy efficiency. Dual-pane insulated glass with a warm-edge spacer system enhances each product's energy efficiency and improves seal performance.

1665 AWNING



1685 DOUBLE-SLIDER



1675 CASEMENT



PICTURE WINDOW





1615 Sliding Glass Door

Best-in-class features:

- Saddle sill with heavy-duty dual rollers provides for easy operation
- Beveled exterior edge adds style and curb appeal to an already sleek design
- Interlock at meeting rail helps reduce air infiltration
- Dual tandem nylon wheels roll effortlessly
- Raised rail protects wheels from debris
- Sturdy, all-aluminum track stands up to the most demanding use

Energy-efficient glass packages

GLAZING TYPE	U-VALUE	SHGC
Argon and Low-E glass	0.28	0.28
Foam-enhanced frame, Argon, and Low-E glass	0.27	0.28
Argon and HP Low-E glass	0.27	0.21
Argon and Low-E triple-pane glass	0.22	0.25
Foam-enhanced frame, Krypton and Low-E triple-pane glass	0.17	0.25

The 1615 sliding glass door is the ideal solution to help bring the outside in for any home remodeling or renovation project. Additional options such as blinds-between-the-glass and multiple interior and exterior color and hardware options allow you to customize the door to complement your unique sense of style.






DECORATIVE OPTIONS *and* WARRANTY


COLOR OPTIONS

We offer a wide variety of color options to complement the interior or exterior style of your home. Classic extruded vinyl colors are enhanced by expertly applied interior woodgrains and rich-hued exterior finishes. The high-performance coatings provide low-maintenance, durable color while combining the look of wood-crafted windows with the energy-efficiency of vinyl.

Interior Palette



White Almond



Natural Oak Hillside Oak Colonial Cherry

Exterior Palette



White* Bronze Almond Cream Clay

*White exterior not available with almond interior



Silver* Cocoa Forest Green Black*

*Silver and black exteriors not available with woodgrain interiors

GRID OPTIONS

From simulated divided lite grids, which convey a historical look, to grids-between-the-glass, which allow for easy cleaning, our variety of grid options has something for everyone. Grids are available in numerous colors, sizes and patterns to help achieve your desired aesthetic.

Simulated Divided Lite




Available in White or Almond

Grids-Between-the-Glass

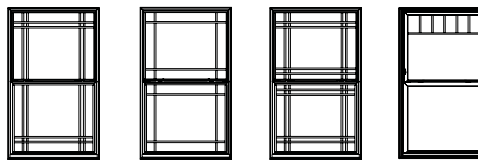


Flat Sculptured

Standard Grid Patterns



Colonial 4 over 1 3 over 1 Diamond Prairie by Window



Double Prairie by Window Prairie by Sash Double Prairie by Sash Craftsman

LIFETIME LIMITED WARRANTY

WindowRama windows are manufactured by MI Windows and Doors, one of the nation's largest suppliers of high-quality windows for remodeling, replacement, and new construction projects. For residential applications, MI provides a lifetime transferable warranty for the mainframe of windows in its replacement window series and a 20-year warranty for the insulated glass unit and components. MI also offers a glass breakage warranty for products in its replacement series of windows and doors. Please refer to the complete product warranty for full details.



Contact Us for a Free Estimate
www.windowrama.com
 800-897-7262



AUTHORIZED DEALER

www.miwindows.com